

# English

Home Language and Life Skills

2

Term 3



Learner: \_\_\_\_\_

2

Term 3

# English

Home Language and Life Skills

Learner's Activity Book





## Acknowledgements

This integrated programme for Home Language and Life Skills was developed by a Funda Wandé team, in collaboration with individuals from the curriculum directorates of the Department of Education in the Western Cape, Eastern Cape and Limpopo, academics and teachers.

The development of these books was made possible through the financial support of the Allan Gray Orbis Foundation Endowment, the FEM Education Foundation, the Michael & Susan Dell Foundation and the Zenex Foundation.

## Illustrators

Many thanks to Anja Stoeckigt for her contribution to the primary illustrations found in this book.

### Other illustrations provided by

Nelri Malan: pp 11, 26, 70 and 108; Alex Latimer: pp. 32, 49 and 122; Patrick Latimer: pp. 46, 125, 160 and 169; Zinelda McDonald: pp. 55, 99 and 154–159 and 171; Jiggs Snaddon-Wood: pp. 78–83 and 110; Creative House: p. 197; Rassie Erasmus: phonic words.

Cover: Anja Stoeckigt

### Photo credits

**Shutterstock:** Page 8: Iron Casper (water filter experiment), Page 64: tirc83 (bus);  
**iStock:** Page 8: eyjafjallajokull (cement mixing); Page 14: Michael David Hill (mole); Page 23: pfly (earthworm);  
Page 23: CSIRO (termite); Page 29: Anthony Webb (Drakensberg Amphitheatre); Page 64: Isuzu Truck Centre (bakkie); Page 84: Danie van der Merwe (first steam train); Page 84: John Middleton (first electric train);  
Page 84: Leith Paxton Collection (first diesel train); Bob Adams (Gautrain); Page 90:  
Vincent van Gogh (*Sunflowers*); Page 105: Oregon State University (Wangari Maathai);  
**Funda Wandé Media Team:** Page 128 (penguin road sign).

Special thank you to Leonard Ngure for allowing us to reproduce his painting *Dagoretti Market* on page 67.

All other images provided with premium usage by Freepik, Rawpixel and Pexels.

[www.fundawande.org](http://www.fundawande.org)

ISBN: 978-1-991225-16-0

Version 2: 2024



Anyone is free to **share** (copy and redistribute the material in any medium or format) or **adapt** (remix, transform and build on the material for any purpose), provided that you credit the work as follows:  
*Funda Wandé, English Home Language and Life Skills, Learner's Activity Book, Grade 2, Term 3, CC BY 4.0.*

You may not add terms or measures that legally restrict others from doing anything the licence permits.

For more information: <https://creativecommons.org/licenses/by/4.0/>


# Contents

<b>Week 1</b>	Soil science	1
<b>Week 2</b>	Soil science	17
<b>Week 3</b>	On the move	27
<b>Week 4</b>	On the move	43
<b>Week 5</b>	Trains	53
<b>Week 6</b>	Arbour Week	69
<b>Week 7</b>	Keeping safe on the road	79
<b>Week 8</b>	Keeping safe on the road	93
<b>Week 9</b>	Who can help?	99







# Icons



Reading



Writing



Phonics




Beginning Knowledge



Creative Arts



Independent Work



Colour



Write



Cut

# Soil science

Weeks 1 and 2









# The soil scientists



The teacher taught the children about tiny creatures that live in the soil.



The learners took soil from the garden.



The teacher gave each group a magnifying glass.






Precious looked through the magnifying glass.



She found very small worms in the soil.



It was Samson's turn. He said he saw something with many legs.



It was Lindiwe's turn. She saw a tiny mite with a lot of hairs on it.






Ayanda looked through the magnifying glass and saw a tiny jumping creature called a springtail.



When Amos looked through the magnifying glass, he saw some tiny eggs.



Sipho was so excited. He loved using the magnifying glass. He imagined himself as a scientist.







# Soil is important



## 1 Plants grow in soil

- Soil holds the plants so that they do not fall over.
- Soil holds water and food for plants to take in through their roots.



## 2 Animals and other living things live in soil.



## 3 Soil helps to clean water.



## 4 We use soil in buildings.



## 5 We can make pottery from soil.

We can't live without soil!

### Can humans change soil?

- When you add compost or manure to your garden, you improve the soil.
- When you pollute soil or remove plants from it, you damage the soil.



kl



klip



klei



klam




klop


klein

kloek

klaar



kl \_\_\_\_\_



h \_\_\_\_\_



l \_\_\_\_\_

Die klein ponie klim en klouter oor die klippe.



# Make compost

Adding compost to soil helps plants grow better.  
It is made from rotting plants.

## What you need



2c of soil



Vegetable scraps/  
dead grass



A marker



## What to do

1



Cut the top of the plastic bottle to make a hinge.

2

Make layers of ingredients in the bottle. Repeat the layers until the bottle is nearly full.

Vegetable scraps/  
dead grass

Newspaper

Soil



3



Add water.  
Put top on bottle.

4



Draw a line on the bottle to show the top of the ingredients.

5



Put the bottle on a sunny windowsill.

Every two weeks, make a mark at the top of the ingredients. Label it with the date.



DATE \_\_\_\_\_

## Kies die regte woord



klits

klip



klere



klou



klei



klop



- 1 Die dief het die ruit met die klip stukkend gegooi.
- 2 Sia \_\_\_\_\_ aan die bure se deur.
- 3 Die apie \_\_\_\_\_ aan sy mamma.
- 4 Ons \_\_\_\_\_ die mengsel om 'n koek te bak.
- 5 In die winter dra ons warm \_\_\_\_\_.
- 6 Sus maak diere van die \_\_\_\_\_.





## Underground miners



Some animals  
can live under the  
soil. Moles make tunnels  
and spend most of their  
time underground.

**Are moles carnivores?  
What do they eat?**


kn



knoop



knie



knop




knaag

knyp

knik


knak



af



its



aar


Mila kners en kyk na die knop op haar knie toe sy dit in die deur vasknyp.




# What to put in compost

Colour the things you can put in compost **green**.


Colour the things you can't put in compost **red**.



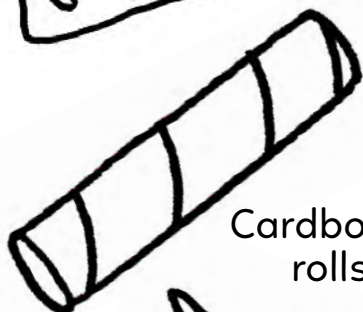
Cheese




Metal objects



Meat



Cardboard rolls




Fruit peels



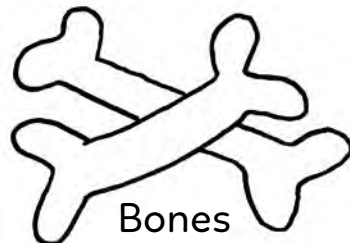
Crushed egg shells



Fish



Potato peels




Bones




Newspaper



Leaves



Bread



Glass bottles



Grass cuttings





DATE \_\_\_\_\_



## Timed word reading

How many words can you read in a minute?

kiep	kos	som	soen	mes
grap	aan	wees	steel	koud
kous	hom	pas	deel	dag
bek	boos	tak	vuis	leer
doof	not	hoes	noel	graaf
deur	stoep	gat	ver	tien
self	krom	wit	fluit	fraai
papier	wet	mier	grof	draak
klein	pyp	hoop	duim	neut
bring	ram	pyn	bloei	frokkie

PHONICS LANGUAGE SPECIFIC

Highest score: \_\_\_\_\_ words



## Read in pairs



Waldo lê en luister. Wat klink so?  
Hy is seker daarvan hy hoor 'n klop  
aan die deur. Hy klim uit sy bed om  
te gaan kyk. In sy haas, stamp hy sy  
knie teen die hoek van die bed. Eina!  
Dit sal seker 'n knop maak.



Wat hoor Waldo?

Waldo haas hom na die deur. Voor  
hom sit 'n muis. Die klein klits het  
'n gat reg deur die deur geknaag.  
Foeitog, dink Waldo! Hy was seker  
bang hy kry koud buite.



Hou jy van muis?  
Hoekom, of hoekom nie?








DATE \_\_\_\_\_

## Soil super-heroes

Who keeps the soil healthy? Soil super-heroes! These are little creatures that live in the soil and work hard.



**Earthworms** eat rotting plants and soil and their poop makes the soil richer. They dig tiny tunnels in the soil that make it easy for rain to soak into the soil and stay there.



The **dung beetle** is the world's strongest insect. It makes balls of animal dung and buries them in the ground. This fertilises (feeds) the soil and helps plants grow.

**Termites** make mounds of soil above the ground. Below the mound, they make a lot of tiny tunnels under the ground that let water and air go deep into the ground. They eat dead wood and put the nutrients from their food back into the soil for other plants to use.



kr



kraai



kraan



kraag



krat

krag

kryt

krom



t \_\_\_\_\_ r



h \_\_\_\_\_ d



\_\_\_\_\_ oon

Die kraai kry **kras** toe al sy **krag** nie genoeg is om die blink **kroon** in sy nes te **kry** nie.



DATE \_\_\_\_\_

# Soil erosion experiment

Can the roots of plants hold the soil and stop water from washing it away?

## What to do

- 1 Cut a plastic bottle in half horizontally.
- 2 Put soil in one half of the bottle. Put a slice of soil with grass in the other.
- 3 Put a measuring jug under the bottle of soil. Tip the bottle slightly. Slowly pour 100 ml of water onto the soil. Measure how much water drips into the measuring jug.
- 4 Repeat the experiment with the soil and grass.



## What did you see?

Soil



---

---

---

Soil and grass



---

---

---



Vul die ontbrekende klanke in.



1 krat



2 \_\_\_\_\_oon



3 \_\_\_\_\_its



4 \_\_\_\_\_aan



5 \_\_\_\_\_aai



6 \_\_\_\_\_aag



7 \_\_\_\_\_ip



8 \_\_\_\_\_om



DATE \_\_\_\_\_

# Where does soil come from?



Water and wind break bits of rock off mountains and make them smaller and smaller. Decayed plants and animals mix with this sand to make soil.

**How long does it take for a rock to be broken into sand?**





kw



kwas



kwaad



kwyl





kwaak

kwes

kwyn

kweek



\_\_\_\_\_ l

\_\_\_\_\_ eek

\_\_\_\_\_ er

Die eend **kwaak** **kwaai** vir die jagter wat hom  
ge**k**wes het.





DATE \_\_\_\_\_

# Save MaZaca's garden

Talk about the pictures.  
How is the community helping?



We can stop soil erosion by \_\_\_\_\_

# Skryf die woorde reg neer

1



rtie


 tier

2



aaikr

3



kwaak

kaakw

4



aaikw

5



suikr

6



nkraa

7




kkwee

8



gaakr



DATE \_\_\_\_\_

# Comprehension

Read the story **The soil scientists.**



1 Tick all the correct answers.

The teacher taught the learners about

☐ tiny creatures.      ☐ big animals.      ☐ soil.

2 Read the table. What did each learner see?

Put a cross in the right block.

	Precious	Samson	Lindiwe	Ayanda	Amos
A mite with lots of hairs					
Tiny worms					
Something that jumped					
Something with many legs					
Tiny eggs					

3 What does Sipho want to be when he grows up?

\_\_\_\_\_

4 What do you want to be when you grow up?

\_\_\_\_\_





## Read in pairs



Koning Kraai hou baie van blink goed. Hy kry hard as hy iets in die verte sien blink en duik kwaai af om dit op te raap. Dan kom sit hy dit in sy kroon.



Waarvan hou Koning Kraai?

Op 'n dag sien hy 'n kraan. Dit blink in die son en hy kwyl toe hy dit sien. Hy neem sy kans waar, maar met ál sy krag kry hy nie die kraan los nie. Hy voel gekwes en vlieg na sy nes.




Hoekom kon Koning Kraai nie die kraan vat nie?



# On the move

Weeks 3 and 4







# Mkhulu's wheelbarrow



Mkhulu had a wheelbarrow. He collected all kinds of things to take to the recycling depot to get money.

His pet rooster Qhude Lude rode on the front of the wheelbarrow.





Ayanda and Sipho almost knocked them over as they rode past on their bicycles.

“We need a bicycle bell on this wheelbarrow,” Mkhulu said. So he found one at the rubbish dump.



Mkhulu put some plastic bottles in the wheelbarrow. On the way it got very hot.

“We need some shade on this wheelbarrow,” he said. So he found two umbrellas at the rubbish dump.








Mkhulu put old some cooldrink cans in the wheelbarrow. It was still hot. They felt very thirsty.

“We need some water on this wheelbarrow,” he said. So he bought some water at the spaza shop.





Mkhulu put some broken glass in the wheelbarrow. Then the wheel fell right off.

“We need some tools on this wheelbarrow,” he said. So he found some tools at the rubbish dump and fixed the wheel.



Then they got to the recycling depot.  
They handed in all the plastic bottles and the  
cool drink cans and the broken glass and they got  
some money.


And off they went with money in Mkhulu's pockets.





# Travelling with my shoes

How did your school shoes get to you?  
Most of our shoes travel a long way  
from the factory to our feet.  
Look at the pictures and count the  
different types of transport.



train

ship

lorry

truck

taxi

plane

**Describe what happens to the shoes  
in one of the pictures.**

---

---

---



pl



ploeg



plan



plaas



plak

pluim

ploeg

plooi



aas

as

as

Die man pleister die plek se mure en slaan die plafon vas.



# Transport and the environment

Cars, taxis and trucks that use petrol and diesel cause air pollution.

1



**lorry**



**bakkie**



**walking**

2



**taxi**



**big lorry**



**taxi**

3



**walking**



**garden**



**walking**

Story \_\_\_\_\_ is best for the environment because

---



---



DATE \_\_\_\_\_

## Kies die regte woord



ploeg

plak



pluk

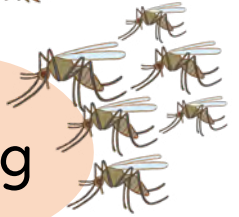


plaas

plan



plaag



1 Mamma plak 'n pleister op my seerplek.

2 Ek kuier by Oupa op die \_\_\_\_\_.


3 Die boer \_\_\_\_\_ die land voordat hy saai.

4 Ek het 'n \_\_\_\_\_ gemaak.

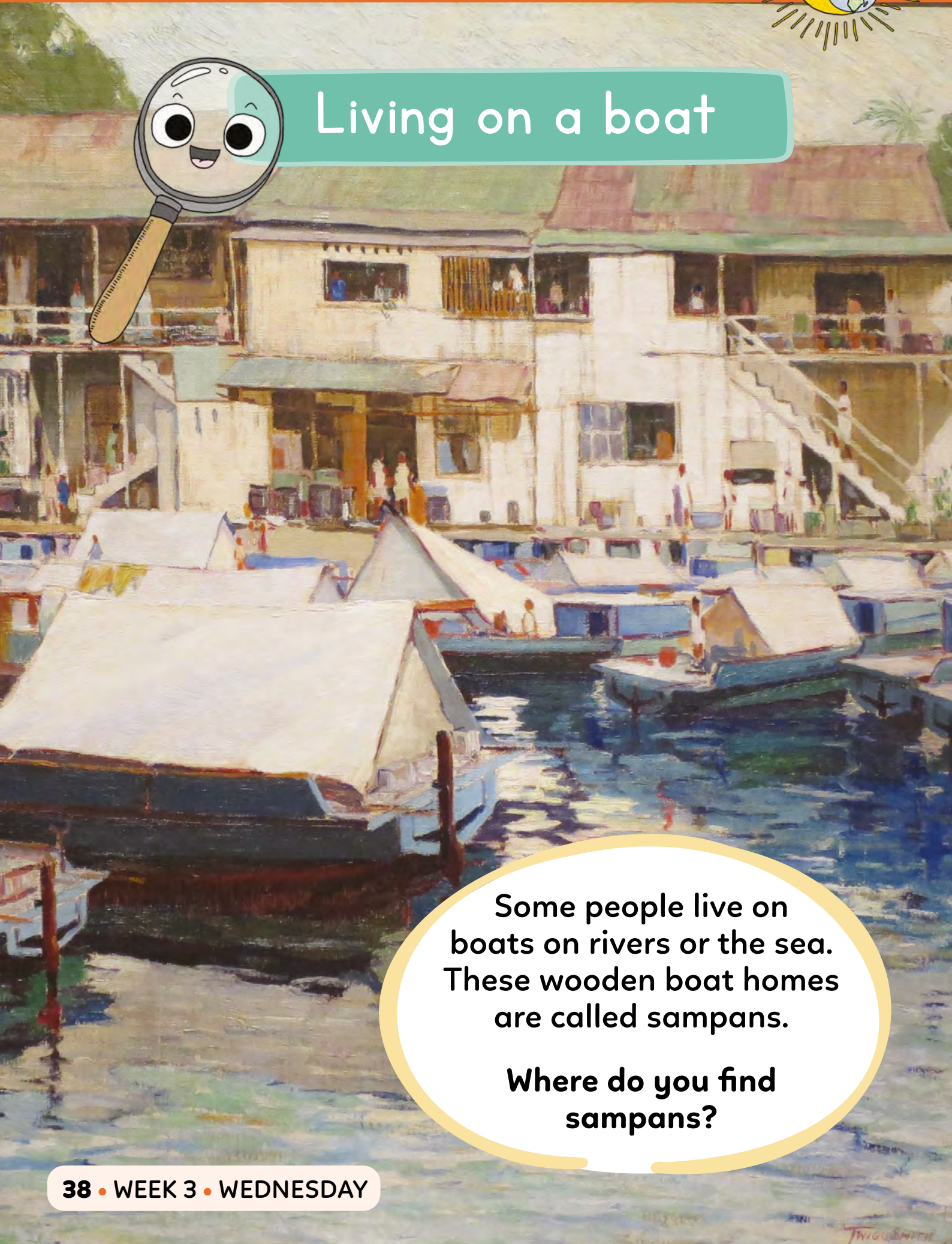
5 Ek en my maat gaan vrugte \_\_\_\_\_.

6 Die muskiete word nou 'n \_\_\_\_\_.





## Living on a boat



Some people live on boats on rivers or the sea. These wooden boat homes are called sampans.

Where do you find sampans?

pr



prins



prent



proe




prys

praat

prop

proe



\_\_\_\_\_ op

\_\_\_\_\_ ip

v \_\_\_\_\_ r

Die **pr**agtige meisie **proe** aan die **pruim** en  
**prys** die **prins** daarvoor.



DATE \_\_\_\_\_



# Where are they travelling?

Match the words to the picture.

market

school

home

town

work

another  
town

another  
country


post  
office







DATE \_\_\_\_\_



## Timed word reading

How many words can you read in a minute?

kiep	kos	som	soen	mes
grap	aan	wees	steel	koud
kous	hom	pas	deel	dag
bek	boos	tak	vuis	leer
doof	not	hoes	noel	graaf
deur	stoep	gat	ver	tien
self	krom	wit	fluit	fraai
papier	wet	mier	grof	draak
klein	pyp	hoop	duim	neut
bring	ram	pyn	bloei	frokkie

PHONICS LANGUAGE SPECIFIC

Highest score: \_\_\_\_\_ words



## Read in pairs



Prins Pret hou baie van pruime.  
Eendag roep hy sy kneg en vra hom  
om vir hom 'n paar pruime op die plaas  
langs die paleis te gaan pluk. Die kneg  
buig diep en hardloop na die plaas.



Wie hou baie van pruime?

Sommer gou is die kneg se sak  
propvol pruime. Hy stap gou-gou  
terug, maar ploeg voor die paleis  
neer. Hy spring op en neem die  
pruime vir die prins. Hy proe daaraan  
en prys hom vir die lekker pruime.



Waar het die kneg geval?





DATE \_\_\_\_\_

## How many wheels?



Wheelbarrows have only one wheel. To make them move, you need to pick up the legs and push the wheelbarrow along.

\_\_\_\_\_



Most bicycles have two wheels. Bicycles do not have an engine. You have to push the pedals to make a bicycle move.

\_\_\_\_\_



A motor bike also has two wheels but it has an engine so that it can move fast.

\_\_\_\_\_



A tuk-tuk has three wheels. Tuk-tuks are used to transport people in busy cities. They use petrol.

\_\_\_\_\_



Cars have four wheels and an engine. A car can transport a whole family at the same time.

**The vehicle with the most wheels is**

\_\_\_\_\_





sk



skoen



skip



skaap




skeur

skeef

skep

skop



\_\_\_\_\_oon

\_\_\_\_\_ep

\_\_\_\_\_uim

Die skaap skop en skuur om uit die skeur  
in die rots te kom.



DATE \_\_\_\_\_

## More wheels



A taxi has four wheels but it is bigger than a car. In each taxi it says how many people it is allowed to carry.

\_\_\_\_\_



A bakkie has four wheels and it is usually used to transport people and things.

\_\_\_\_\_



Buses transport many people at once. Most buses have two wheels in the front and four at the back.

\_\_\_\_\_




In big cities, some buses need to carry a lot of passengers. They are extra long and need extra sets of wheels.

**The vehicle with the most wheels is**

\_\_\_\_\_

Vul die ontbrekende klanke in.



1 skaap



2 \_\_\_\_\_ins



3 \_\_\_\_\_op



4 \_\_\_\_\_oen



5 \_\_\_\_\_ip



6 \_\_\_\_\_eur



7 \_\_\_\_\_uim



8 \_\_\_\_\_aat





DATE \_\_\_\_\_


# Warm and cool colours



Some colours make us think about sunlight and being warm, happy and playful. Some colours make us think about water and sky and being cool and relaxed.

**Which are the warm colours in this picture?**

sl



slak



slaai



slot




slaap

sluk

slim

slym



\_\_\_\_\_ and \_\_\_\_\_ ym \_\_\_\_\_ ert

Die **s**lymerige **s**lak **s**luk van die **s**laai.





DATE \_\_\_\_\_

# My first compost report

Week \_\_\_\_\_ observations



## What I saw

I saw changes  
in my compost.

☐ yes

☐ no


The top of the compost is \_\_\_\_\_.

The colour of the compost is \_\_\_\_\_.

I noticed \_\_\_\_\_.



## Skryf die woorde korrek neer



1



ipsk

skip

2



slka

3



otsl

4



uitsl

5



naasl

6



epsk

7



ymsl

8



oeskn



DATE \_\_\_\_\_

## Comprehension



Read the story of **Mkhulu's wheelbarrow**.

1 Qhude Lude was

- ☐ a hen.      ☐ a rooster.






2 Mkhulu picked up bottles and cans

- ☐ to tidy up the road.   ☐ to take home.   ☐ to get money.

3 Tick all the things Mkhulu put in his wheelbarrow.

- |                                       |                                       |
|---------------------------------------|---------------------------------------|
| <input type="radio"/> glass bottles   | <input type="radio"/> cooldrink cans  |
| <input type="radio"/> plastic packets | <input type="radio"/> a bicycle bell  |
| <input type="radio"/> umbrellas       | <input type="radio"/> plastic bottles |

4 Put the things Mkhulu added to his wheelbarrow in the right order.

				
bell	tools	umbrellas	water	cans
1				

5 What did Mkhulu get that he did not put in his wheelbarrow?

\_\_\_\_\_



## Read in pairs



Slakkie is 'n skaam slak. As die son skyn, sal jy nie vir Slakkie sien nie. Hy kruip graag in 'n skeur in Stef se tuin weg. Daar slaap hy die hele dag lank. Slim Stef weet dit, want hy het die spoor slym gesien wat na die skeur in die rots lei.



Wanneer sal jy nie vir Slakkie sien nie?

Net voor die son sak, maak slim Stef vir Slakkie 'n lekker ete. Hy skep slaai in. Hy weet Slakkie sal nie sloer as hy die slaai sien nie. Toe trek hy sy skoene aan en draf tuin toe. Slakkie is skoon bly om hom te sien. Hy lyk glad nie meer skaam nie.



Wat het Stefan vir Slakkie gegee om te eet?





# Trains and Arbour Week

Weeks 5 and 6





# Dora's granny and the Phelophepa train



Dora's granny said, "I can't read this paper. The print is so small."

"Maybe you need to test your eyes, Gogo," said the teacher, "The Phelophepa train will come. You can get help there."





Kegetso's sister said she needed to go to the Phelophepa train.

She wanted to get a flu shot.

Petros said he wanted to go. He wanted the doctor to stop his tooth from hurting / aching.





They all went to see the Phelophepa train. But it did not come.

Lots of people waited for the Phelophepa train. They waited for three days. Then the train came.





Petros went into the train. The dentist fixed his tooth.

Kegetso's sister went into the train. She got her flu shot.

Granny went into the train. The eye doctor tested her eyes. She got new glasses.





Kegetso's sister was happy to get the flu shot. She said it made her safe from flu in the winter.

Granny was glad to see well with her new glasses.

"Now I can read all the papers," she said.



Petros was very, very happy. His tooth was filled. It was not sore any more.

He showed all the people the filling. He slept well that night.





# History of trains in South Africa



The first **steam train** went from Cape Town to Wellington in the Western Cape in 1859. It took a whole day.

Steam trains burn coal to heat up water. This makes steam which drives the wheels of the train.



The first **electric train** ran from Pietermaritzburg to Glencoe in KwaZulu-Natal in the 1920s. It travelled at 13 kilometres an hour.

Electric trains have a metal frame on top that connects to electric wires. The electricity from the lines drives the wheels of the train.



The first **diesel trains** were used in the 1940s.

Diesel trains are very strong. They work even during loadshedding. Many passenger trains use diesel to drive the wheels.



The **Gautrain** is a very fast passenger train. It opened in Gauteng in 2010. It can travel 160 kilometres an hour.

The Gautrain goes from Johannesburg to Pretoria. It takes only 35 minutes. It uses electricity.



DATE \_\_\_\_\_

sm




smeek



smeer



smelt



smal

smul

smous

smaak



\_\_\_\_\_ul



\_\_\_\_\_aap



\_\_\_\_\_ak

Meneer Smit, die smid, smelt die goud  
voordat hy dit smous.



DATE \_\_\_\_\_



Write the name of the train  
under each date.

1860

1920

1940


2010



Gautrain



steam



diesel



electric

I would like to travel on \_\_\_\_\_ because

\_\_\_\_\_

\_\_\_\_\_

\_\_\_\_\_

# Kies die regte woord



smelt

smeer



smous




smeek

smul



smal



1 Jana smul aan die heerlike kos.

2 Jan huil, want sy roomys \_\_\_\_\_.

3 Paul \_\_\_\_\_ botter op sy brood.

4 Die arm seun \_\_\_\_\_ om werk.

5 Die \_\_\_\_\_ verkoop vrugte.

6 Die skelm kruip in die \_\_\_\_\_ stegie weg.



## A famous artist



Vincent van Gogh was a famous painter.  
He painted these sunflowers in 1888.  
Each flower looks a bit different.  
Count them carefully.

**In which country was Vincent van Gogh born?**



sn



snoek



snor



snaar




snoei

snik

snaaks

sneeu




\_\_\_\_\_eel

\_\_\_\_\_aaks

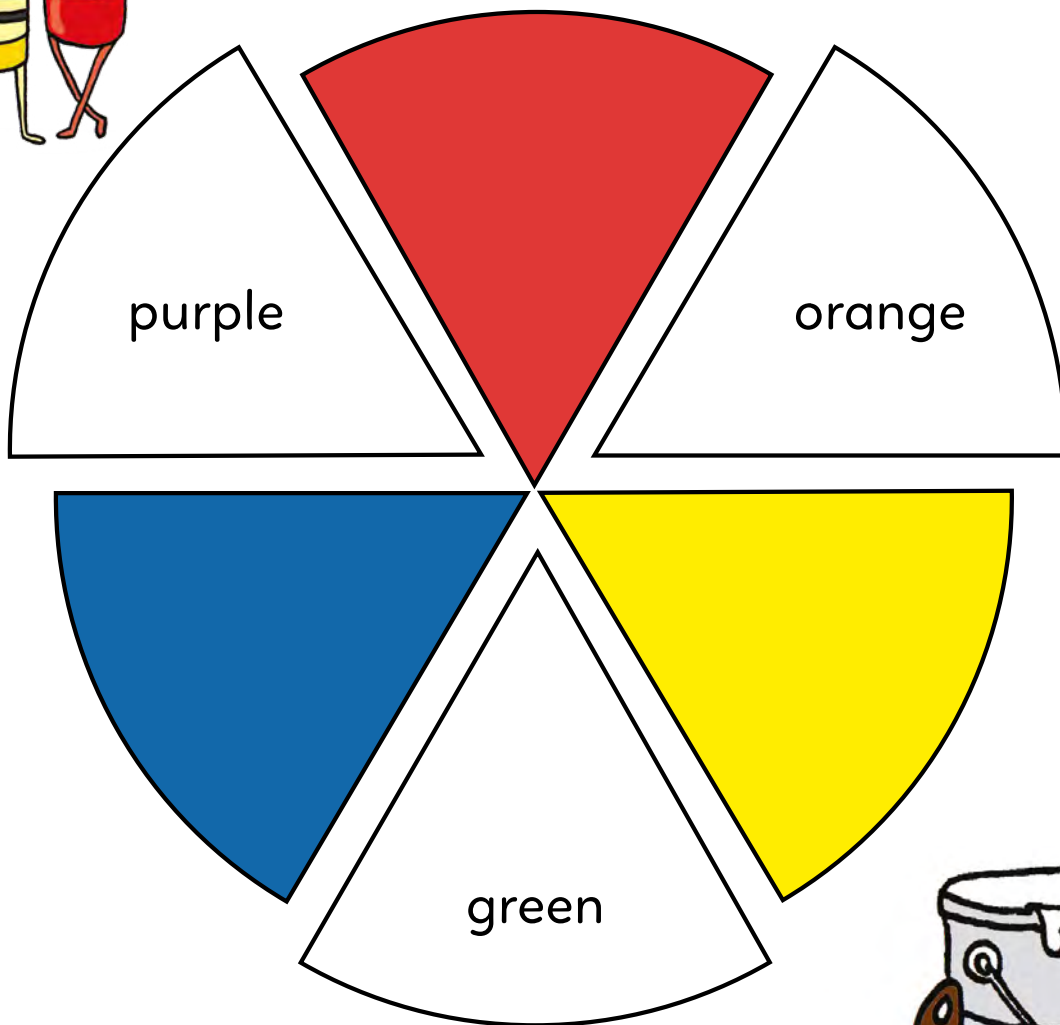
\_\_\_\_\_aan

Die man met die snor vang snags  
snoek al sneeu dit.

DATE \_\_\_\_\_



# Mixing colours



red + yellow = \_\_\_\_\_

yellow + blue = \_\_\_\_\_

blue + red = \_\_\_\_\_



DATE \_\_\_\_\_



## Timed word reading

How many words can you read in a minute?

kiep	kos	som	soen	mes
grap	aan	wees	steel	koud
kous	hom	pas	deel	dag
bek	boos	tak	vuis	leer
doof	not	hoes	noel	graaf
deur	stoep	gat	ver	tien
self	krom	wit	fluit	fraai
papier	wet	mier	grof	draak
klein	pyp	hoop	duim	neut
bring	ram	pyn	bloei	frokkie

PHONICS LANGUAGE SPECIFIC

Highest score: \_\_\_\_\_ words





## Read in pairs



In die smal pad agter die gebou sit 'n man. Dit sneeu. Die vuur wat hy gemaak het, smeul nou lekker. Dit kan snags koud raak hier. Hy smul aan 'n stuk snoek en deel dit met sy hond wat sy snoet teen hom kom druk.

? Dink jy die man het 'n huis?  
Hoekom sê jy so?

Terwyl die man langs die vuur sit, vang sy oog 'n blink, groen steen. Dis snaaks, dink die man, en draai sy snor. Hy tel die steen vinnig op. Dit lyk duur. Hy is seker daarvan hy kan dit smous, en dan sal hy en sy hond lekker kan leef.

? Wat gaan die man met die steen doen?





DATE \_\_\_\_\_

# Why should we plant trees?

Trees are important for people and all other living things.

**First**, trees give us oxygen and keep the air clean so we can breathe.



**Second**, trees give animals, birds and insects food and shelter. Trees protect them and keep them alive.

**Third**, trees give us wood, food, medicines, wood pulp and other products.

**Last**, the roots of trees hold the soil and prevent erosion.

When you cut trees down and don't plant others, soil erosion happens. This is a big problem for farmers.

We celebrate the importance of trees in Arbour Week (first week in September).

sp



spek



spons



spaar




spoor

spoed

spaan

speek



kwaak



\_\_\_\_\_ eure

\_\_\_\_\_ aak

\_\_\_\_\_ aan

Die span laat spat die rekords, want hulle speel  
die spel met speed.





DATE \_\_\_\_\_

# A calendar of special days



## Spring Day

This is the first day of the spring season. We celebrate with flowers.



## Arbour Week








In the first week of September, people are asked to plant trees to make the earth green.



## International Literacy Day

People all over the world remember the importance of reading.

September

1  Spring Day	2 	3 	4 	5 	6 	7  Arbour Week
8 International Literacy Day	9	10	11 Grandparents' Day	12	13	14
15	16	17	18	19	20	21 International Day of Peace
22	23	24 Heritage Day	25	26	27	28
29	30					



## Grandparents' Day

We tell our grandparents and all older people how important they are.



## International Day of Peace


On this day, people all over the world are asked to do nothing violent.



## Heritage Day

People in South Africa celebrate all the different cultures in our beautiful country.

Vul die ontbrekende klanke in.



1 sp ies



2 \_\_\_\_\_ek



3 \_\_\_\_\_eel



4 \_\_\_\_\_aar



5 \_\_\_\_\_ons



6 \_\_\_\_\_aan



7 \_\_\_\_\_oor



8 \_\_\_\_\_an





DATE \_\_\_\_\_

# One million trees



**Prof. Wangari Maathai was a Kenyan woman who started the Green Belt Movement. She helped women in Kenya to plant more than 1 million trees to help the environment.**

**What special prize did Wangari Maathai win?**



st



stop



ster



stoof




stoei

stap

stert

stem



\_\_\_\_\_ ert



\_\_\_\_\_ uis



\_\_\_\_\_ aai

Hy **st**oot die man wat **st**eel dat die **st**of so **st**aan.



DATE \_\_\_\_\_

# My second compost report

Week \_\_\_\_\_ observations



## What I saw

I saw changes  
in my compost.

☐ yes

☐ no

The top of the compost is \_\_\_\_\_.

The colour of the compost is \_\_\_\_\_.

I noticed \_\_\_\_\_.


## Skryf die woorde korrek neer

1



stpo

stop



2



naasp

3



spraa

4



ortst

5



oeist

6



nsspo

7



kesp

8



eelst





DATE \_\_\_\_\_

## Comprehension



Read **Dora's granny and the Phelophepa train.**  
Tick the correct answers.

1 Why did granny go to the Phelophepa train?

- ☐ She couldn't hear.
- ☐ She couldn't see.
- ☐ She couldn't walk.

2 Why did the train arrive late?

- ☐ The train ran out of coal.
- ☐ The train ran out of diesel.
- ☐ The cables on the line were stolen.



3 Finish the sentences.

Granny got \_\_\_\_\_.

Kegetso's sister had \_\_\_\_\_.

Petros had \_\_\_\_\_.

4 If you went to the Phelophepa train, what would you ask the doctors to do?



## Read in pairs



Stoffel was 'n baie stout skelm. Hy het langs die spoor gebly en mense se geld gesteel. Dan spot hy hulle en snel met 'n spoed weg dat die stof so staan. Hulle kon hom nie stop nie. Hulle kon net stom staan en kyk.



Hoekom kon niemand vir Stoffel stop nie?

Die hele dorp het toe 'n plan gemaak. Hulle het 'n man wat stoei, gevra om op 'n dag vir Stoffel in te wag. Die man het nie gespeel nie en voordat Stoffel nog met sy buit kon spog, het die man hom gestamp. Stoffel het nooit weer gesteel nie.



Hoekom het Stoffel nooit weer gesteel nie?



# Keeping safe on the road

Weeks 7 and 8







# Scholar patrol



I am Kabelo. I live in Ga-Mashalane village in Limpopo.

I am part of the scholar patrol at our school. We help children cross the busy road near the school.

Today is my first day as part of the team. Our teacher trained us so we know what to do.



At 7.00, we collect our equipment from Mr Mashiane's classroom.

We all wear special yellow jackets called high visibility vests, so that drivers can see us.

We also wear bright orange caps as we march to the gate. I think we look smart.





At 7.15 we stand at our places at the side of the road, near the pedestrian crossing.

Some of the group go to the other side of the road. I stay on the school side.

I am a bit nervous when I see the cars and taxis going past but my team leader tells me that the cars always stop.







Some small children come to cross the road. They have walked from their homes and their bags are very big and heavy.

We make them wait on the side of the road. They make a lot of noise so our teacher tells them to be quiet.





When there is a group of children waiting to cross, our leader blows the whistle. We block the road with our stop signs.

The cars stop and some of the drivers wave but others pull out their cell phones and look for messages. When the cars have all stopped we tell the children to walk across at the zebra crossing.



Once the children are safely across the road, we move our signs so that the cars can go. Some of the children say thank you and run along the path to the school. Then we wait for the next group of children.

I feel very proud because I helped the children cross the road safely.







# Be bright, be seen, be safe!



## Be bright!

Wear something brightly coloured like a coloured beanie, or carry a coloured backpack. If you ride a bicycle, wear a bright helmet.

## Be seen!

Make sure the drivers see you. When it is dark, wear something light. Wear a white or yellow jacket or shirt on top of your tracksuit. You can also wear a high visibility vest that reflects the light from the cars.



## Be safe!

Always walk on the pavement or on the edge of the road. Walk on the right-hand side of the road so that you face the cars.

SW



swaan



swem



swaai



swart

swerf

swaard


sweis



\_\_\_\_\_ ek



\_\_\_\_\_ er



\_\_\_\_\_ aard

Die swaan swem en kyk na die swerm wat sweef.

# Kies die regte woord



swerm



swaai

swem




swaan



swart



swaard



swem

1 Tatjana \_\_\_\_\_ baie vinnig.

2 Ouma brei vir Niekie 'n \_\_\_\_\_ trui.

3 Luke speel op die \_\_\_\_\_.

4 Daar vlieg 'n \_\_\_\_\_ bye.

5 Die vegter het 'n blink \_\_\_\_\_.

6 Die wit \_\_\_\_\_ beweeg stadig langs die rivier af.





DATE \_\_\_\_\_


## Penguin warning



In Simonstown there are special road signs that warn cars to look out for penguins. Penguins cross roads to build their nests on rocks and in bushes on the other side.

**Penguins are birds,  
but can they fly?**

tr



trein



traan



trok

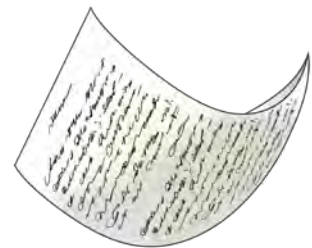


trui

trom

troon

trou



ou

om

ryf

Die **t**rotse seun speel sy **t**rom vir die prins  
op die **t**roon.



DATE \_\_\_\_\_




## Timed word reading

How many words can you read in a minute?

kiep	kos	som	soen	mes
grap	aan	wees	steel	koud
kous	hom	pas	deel	dag
bek	boos	tak	vuis	leer
doof	PHONICS LANGUAGE SPECIFIC			graaf
deur	stoep	gat	ver	tien
self	krom	wit	fluit	fraai
papier	wet	mier	grof	draak
klein	pyp	hoop	duim	neut
bring	ram	pyn	bloei	frokkie

Highest score: \_\_\_\_\_ words





## Read in pairs



Swen is 'n swaeltjie wat uit die nes geval het. Hy is nog te swak om te vlieg. Die res van sy gesin het al na 'n warm land vertrek, maar hulle het nie geweet dat hy nie by is nie. Hy moes al 'n paar keer koes dat 'n mens nie op hom trap nie. Elke aand huil hy lang trane.



Wat het met Swen gebeur?

Kort daarna kom 'n swaan op Swen af. Sy het in 'n dam daar naby geswem en vir Swen gesien. Swaai-swaai stap sy nader en vra vir Swen wat gebeur het. Sy besluit net daar dat Swen te lank swaar gekry het. Sy tel hom op en vlieg met hom tot by sy gesin. Toe kon hy trots saam met die swerm sweef.



Hoe het Sannie vir Swen gehelp?





DATE \_\_\_\_\_

# Stop! Look! Listen! Think!

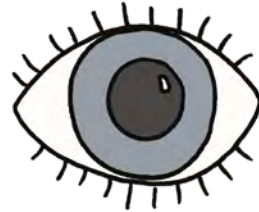
**Follow these rules when you cross the road.**

## Stop!



Stop at a crossing or a traffic light if possible. Stand 1 metre from the edge of the road. Stand where you can be seen clearly and where you can see what is coming.

## Look!



Look all around, not just at the road. Look for cars, bicycles and other pedestrians. Look at the traffic lights.

## Listen!



Listen for car engines. Listen for hooters. Listen for instructions from adults.

## Think!



Is it safe to cross? Is the road clear in every direction? Can I get to the other side in time?

vl




vlag



vlerk



vleis




vlooi

vlam

vloer

vlieg



\_\_\_\_\_ am



n \_\_\_\_\_ s



n \_\_\_\_\_ t

Die **vl**inder **vl**ieg oor die **vl**ak water van die **vl**ei.





DATE \_\_\_\_\_

## Road signs



Road signs help keep people safe on the roads. They tell us what to do and they warn us about things that are dangerous.

What do these signs mean?



vr



vrou



vraag



vrug



vroeg

vries

vryf

vrot



\_\_\_\_\_ oente



\_\_\_\_\_ aas



\_\_\_\_\_ aag

Die vrou eet vreeslik graag vrugte.



DATE \_\_\_\_\_

## My third compost report

I started making compost on \_\_\_\_\_.

The line I drew was \_\_\_\_\_ cm from the top of the bottle.


Every week I watered my compost. When I looked at it I saw \_\_\_\_\_

I measured my compost on \_\_\_\_\_, \_\_\_\_\_ and \_\_\_\_\_.

The line I drew today was \_\_\_\_\_ cm from the top of the bottle.

I think the compost sank down in the bottle because \_\_\_\_\_





## Read in pairs



Frik gee 'n lang gaap en vra vir sy vrou hoe laat dit is. Hy moet altyd vroeg opstaan om reg te maak vir die dag se eerste vlug. Vandag het hy 'n vry dag. Sy vrou bring vir hom vrugte en vla vir ontbyt.



Wat bring Frik se vrou vir hom?

Hulle kyk hoe die son soos 'n vlam agter die berg opkom. Hulle kyk hoe die voëls laag oor die vlei vlieg. Die voëls flap hulle vlerke toe hulle bad. Frik en sy vrou is vol vreugde.



Noem een ding waarna Frik en sy vrou gekyk het.



# Who can help?

Week 9







# The wolf and the seven kids

The wolf has a rough voice and black hairy paws.



Mother Goat and her seven kids lived in a forest.

One day she needed to go out. She told the kids not to let the wolf into the house or he would eat them.

“He is very tricky, so I am worried,” she said.





The wolf knocked on the door. He pretended to be their mother.

When the kids heard his rough voice, they were scared and told him to go away.



The wolf ate some chalk to make his voice softer. Then he went back to the kids' house. He pretended to be their mother.

The kids heard the soft voice but they saw his hairy paws.

They told him to go away.







The wolf took some flour and made his paws smooth and white. He ran back to the house. He pretended to be their mother.

The kids heard the soft voice and saw the white foot and they opened the door.





The wolf ran in and swallowed the kids. Then he went into the forest and lay down to sleep.

When Mother Goat came home and saw that her kids were gone. She felt very sad. She went to find the wolf.





Mother Goat cut open the sleeping wolf with her scissors, and the kids jumped out. They filled the wolf's tummy with stones and she sewed him up again.

When the wolf woke, he went to the river for a drink. But the heavy stones made him fall in, and he sank to the bottom of the river.

The goats lived happily ever after.



# Make an emergency call




- 1 Take a deep breath to calm down.




- 2 Call **10111** from a landline or **112** from any cell phone.




- 3 Say there's an emergency. They will put you through to the correct department.



- 4 Say your name and where you are.



- 5 Explain what happened. Give all the details.



- 6 Follow all of the operator's instructions carefully.



- 7 Stay on the line until the operator says it's OK to hang up.



spr  
str



spreeu




stroop



spring



sproet





spruit

struik

streep

straal



\_\_\_\_\_ oom

\_\_\_\_\_ ing

\_\_\_\_\_ ooi

Die **s**prinkaan en die **s**preeu sit in die **s**truik  
langs die **s**troom.

skr



skroef



skrik



skrif



skraal

skree

skroei

skrum



eel



am



ieg

Die skrywer skrik en skree toe die skraal kat  
deur die skrefie loer.





DATE \_\_\_\_\_

# Fighting fires



When fires are very big, helicopters can help to put the fire out. They carry water in huge hanging buckets and drop it on the flames.

What jobs do people at Working on Fire have?



# Kies die regte woord



spreeu

skryf



sproet



strooi



skroef

strepe



1 Die man skryf 'n storie.

2 Die perd eet graag \_\_\_\_\_.

3 Pappa draai die \_\_\_\_\_ vas.

4 'n Sebra is swart met wit \_\_\_\_\_.

5 Die \_\_\_\_\_ eet die wurms.

6 Daar is 'n \_\_\_\_\_ op haar gesig.



DATE \_\_\_\_\_

# Comprehension



Read the story of **The wolf and the seven kids**.

1 Number these events in the right order.

- ☐ The wolf called the kids in a rough voice.
- ☐ The kids saw the wolf's hairy paws.
- ☐ The wolf tricked the kids and ate them up.
- ☐ Mother Goat went to look for food.
- ☐ Mother Goat cut the wolf's stomach open.
- ☐ The wolf ate chalk to make his voice soft.
- ☐ The wolf put flour on his feet.
- ☐ The goats put stones in the wolf's stomach.





2 Tick the words that tell us about feelings.

- |                            |                              |                               |
|----------------------------|------------------------------|-------------------------------|
| <input type="radio"/> busy | <input type="radio"/> happy  | <input type="radio"/> scared  |
| <input type="radio"/> sad  | <input type="radio"/> tricky | <input type="radio"/> worried |

3 How did Mother Goat save the kids? \_\_\_\_\_

DATE \_\_\_\_\_



## Timed word reading

How many words can you read in a minute?

kiep	kos	som	soen	mes
grap	aan	wees	steel	koud
kous	hom	pas	deel	dag
bek	boos	tak	vuis	leer
doof	PHONICS LANGUAGE SPECIFIC			graaf
deur	stoep	gat	ver	tien
self	krom	wit	fluit	fraai
papier	wet	mier	grof	draak
klein	pyp	hoop	duim	neut
bring	ram	pyn	bloei	frokkie

Highest score: \_\_\_\_\_ words





DATE \_\_\_\_\_

## Read in pairs



Onder die struik in die straat bly 'n kat met strepe. In die dag drink hy water by die stroom en snags jag hy spreekus. Dit is soms vir hom 'n stryd om kos in die hande te kry en hy raak skraal. Een aand stap hy na die huis oorkant die pad en loer na binne.



Waar bly die kat?


Die man hou al lank die kat met strepe dop. Hy nooi die kat in en voer hom kos uit sy bord. Hy skrik toe die kat op sy skoot spring. Vir die eerste keer in 'n lang tyd is die kat se maag vol. Hy en die man bly van toe af baie lekker saam.

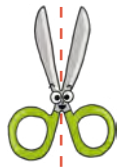


Hou die kat van die man?  
Hoe weet jy dit?

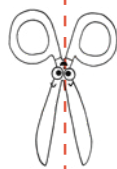
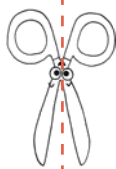


# Cut-out pages







The teacher taught the  
children about tiny creatures  
that live in the soil.

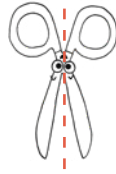




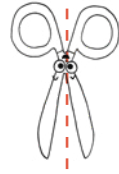





When Amos looked through




the magnifying glass, he



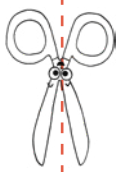
saw some tiny eggs.



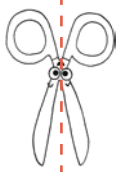




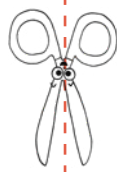
“We need a bicycle bell on this




wheelbarrow,” Mkhulu said.

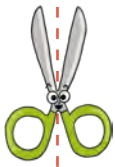


So he found one at

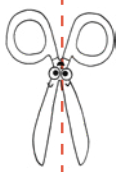


the rubbish dump.

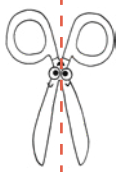




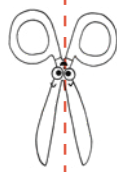
They handed in all the plastic



bottles and the cool drink





cans and the broken glass



and they got some money.





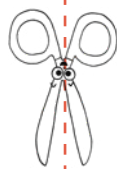
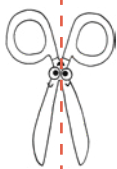
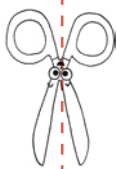



Kegetso's sister needed to

go to the Phelophepa train.


She wanted to get

a flu shot.

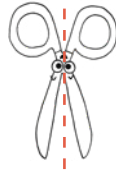




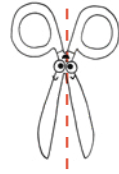





Granny got new glasses.

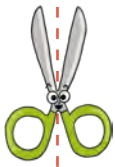


“Now I can read all the

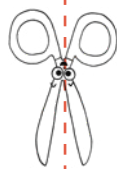
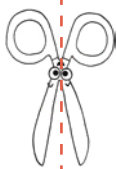
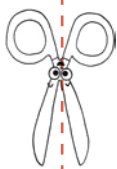


papers,” she said.







The cars stop and some of  
the drivers wave but others  
pull out their cell phones  
and look for messages.

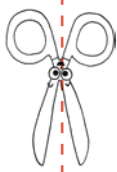




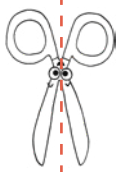




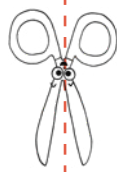
We all wear special yellow




jackets called high visibility



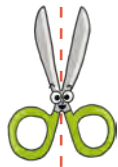
vests, so that drivers



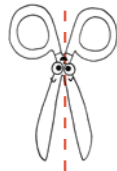
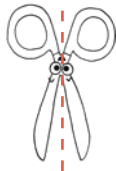
can see us.








She told the kids not to let  
the wolf into the house  
or he would eat them.







# Funda Wande

Reading for Meaning

## My news

Today I would like to tell you about ...



When?




Who?



Where?



What happened?



I felt ... Because ...