

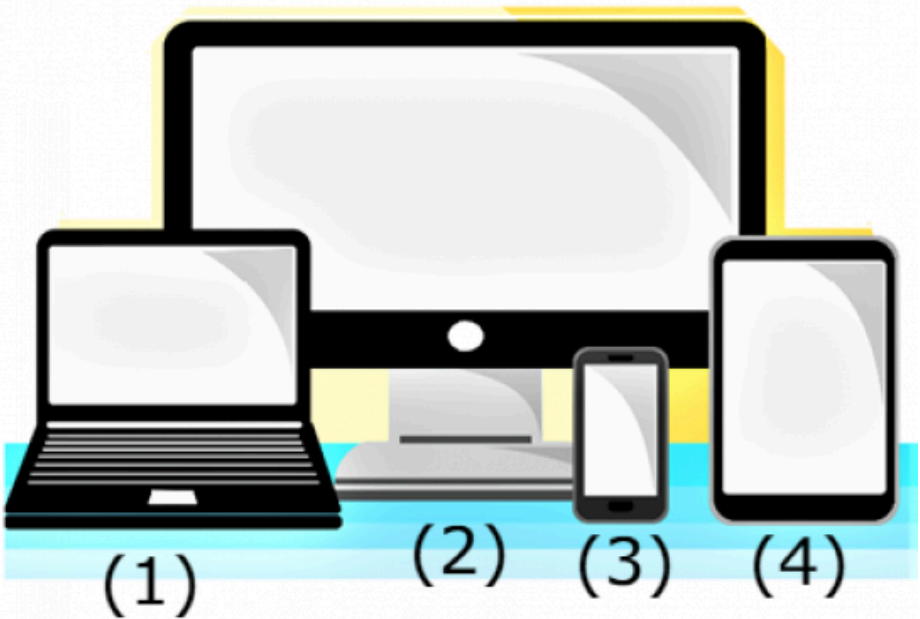


What is a computer?

Patricia Ndlovu

Pexels; Pixabay





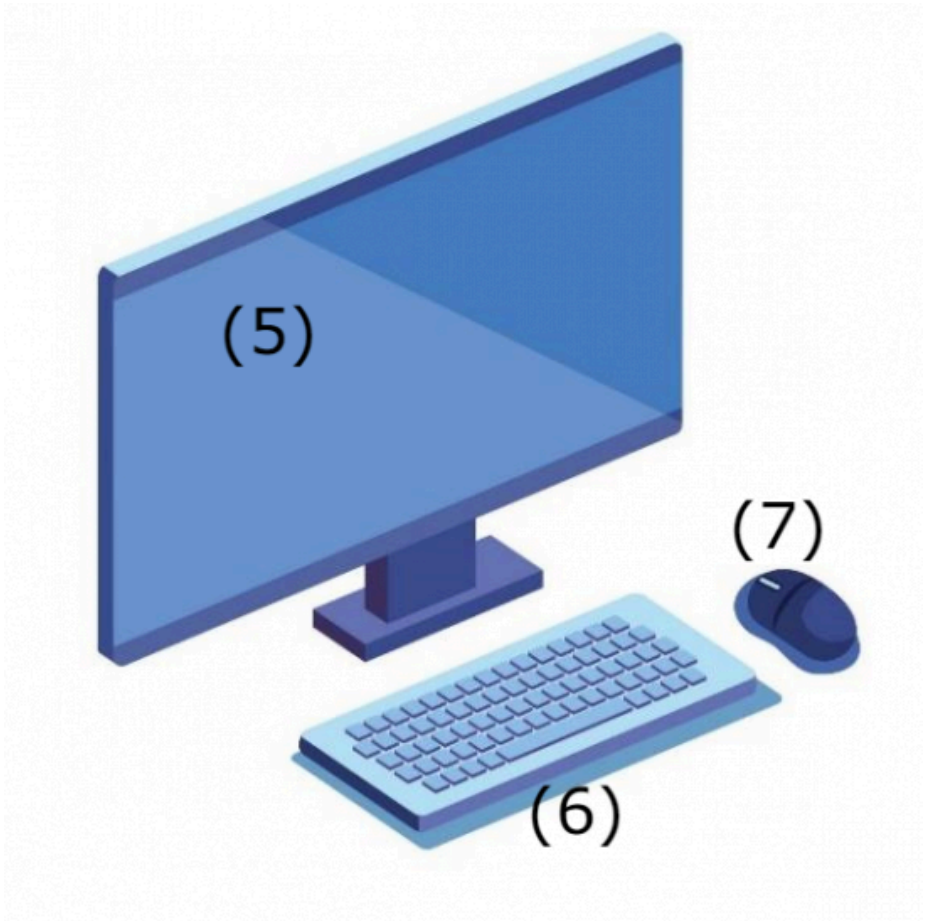
A computer is a machine that works with information. Here are four kinds of computers:

laptop (1)

desktop (2)

smartphone (3)


tablet (4)



You view information on a screen (5).


You type information on a keyboard (6).

You use a mouse (7) to guide you around the screen.



You move a mouse while viewing the screen.


You select information on the screen and press and click the mouse with your finger.



Most laptop computers have a touchpad (8) instead of a mouse.

You move your finger across a touchpad.

You press lightly to click on information.



Look at the keyboard and find buttons with:

1. letters
2. numbers
3. punctuation

These buttons help you to type information on a computer.




Look at the keyboard on this smartphone.

On a smartphone screen, you can type with just your thumbs.



Some computers have a touchscreen (9). For example, tablets and smartphones.

You use your finger and thumb to work with information on a touchscreen.




When you move your finger and thumb apart, a picture will get bigger.

Move your finger and thumb together to make a picture smaller.



We use computers for work and study. We use computers to communicate. We use computers for learning and fun.



A device is another name for a computer.

What devices does your family use, and for which activities?

—Questions



1. Copy the picture and label:
a. keyboard. b. mouse. c. screen.
2. How do you use each part:
a. a keyboard? b. a mouse? c. a screen?
3. Who invented the first computer?
4. Find out when the first computer was built.
5. How do we use computers for work?

—This book is one in a series of four books introducing topics in computer technology.

The storybook was created for the Zenex Ulwazi Lwethu reading materials project in 2021.



Ulwazi Lwethu is a Zenex Foundation funded and initiated project to develop a series of graded and leisure African language readers and teacher support materials. This project is targeted at teaching and supporting learners in the Foundation Phase to improve their home language reading and understanding. The readers have been originated in nine African languages in collaboration with Molteno Institute for Language and Literacies, Nelson Mandela Institute for Education and Rural Development, Room to Read South Africa, and Saide. All resources are developed as Open Education Resources (OER).



basic education

Department:
Basic Education
REPUBLIC OF SOUTH AFRICA

The Ulwazi Lwethu readers and storybooks have been quality assured and approved by DBE.

Your attribution should include the following:

Title: What is a computer?

Author/s: Patricia Ndlovu

Translator/s: Patricia Ndlovu

Illustrator/s: Pexels; Pixabay

Assurer/s: African Storybook

Language: English



© Zenex Foundation - Saide 2025 (Updated Edition)

CC BY includes the following elements:

BY  – Credit must be given to the creator

